

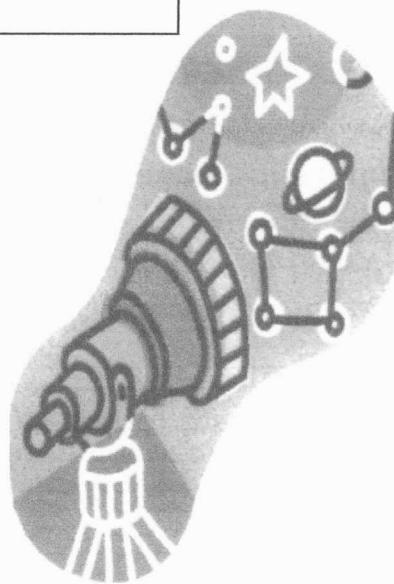
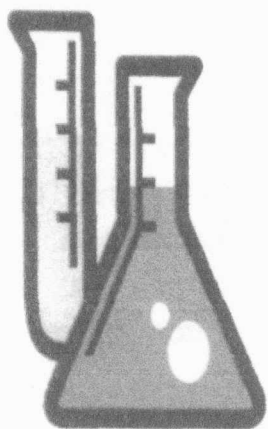
**19th Annual
Parkway Manor PTO
Science & Invention
Fair**

Tuesday, February 28th, 2012

6:30 to 8:00 PM


Snow date: Thursday, March 1st

APPLICATION PACKET



Packet Includes:

- **Information**
- **Application**
- **Project Checklist**
- **Project Ideas**



Application Due:

Thurs. February 2nd, 2012

You are invited to participate in:
The 19th Annual Parkway Manor Science and Invention Fair
Tuesday, February 28th, 2012 from 6:30 - 8:00 PM, Snow date: March 1st
Parkway Manor School Gymnasium and Cafeteria

We are pleased to invite you to participate in the Nineteenth Annual Parkway Manor Science and Invention Fair. All Parkway Manor students are eligible to participate in this event on a strictly voluntary basis. The goals of the Science and Invention Fair are to spark curiosity, to promote interest in experimentation and invention, and to involve parents and children in a cooperative learning effort. The Fair is a non-competitive event, and all participants will receive recognition for their efforts.

Registration:

If you wish to participate, please complete the attached application form and return it to the Parkway Manor Office. All application **forms must be received by Thursday, February 2nd**. If there are any changes made to the information on the application form, please contact one of the committee members listed below no later than February 10th to insure that the changes can be reflected in the program.

Project Ideas:

A list of possible project ideas is available in the library. If you would like a copy, please send a note in to Mrs. Nyce. Or go on line to: <http://sites.google.com/site/parkwaymanorpto/Home> click on "Parents Forms and Fliers" then "Science Fair Resources". Feel free to use other resources to design your project. A project Check List Form is attached to help you as you plan and prepare your Science Fair project. This project is independent of the regular school curriculum, so be sure to direct all questions regarding your project or the fair to Science Fair committee members rather than to your teacher. No live animals and no open flames (including candles) will be permitted in the school. Sketches or photographs may be used instead.

Display Space:

Three feet of table space will be available for the display of each project. Wall space and electrical outlets are limited, and are available on a first come, first serve basis. If you need electricity for your project, you are encouraged to use batteries. Self-standing display boards can be purchased for a nominal price at office supply and arts & crafts stores.

Set Up and Clean Up:

Parents and children who participate will be able to **setup their projects in the Gymnasium or Cafeteria from 4:30 PM until 6:15 PM on the day of the Science Fair**. At 6:30 PM students, parents and invited guests will be able to view the student projects. At the end of the evening each project may be taken home, or to the student's classroom to be put on display for the remainder of the week. Projects must be taken home by Friday, March 9th.

Last year's fair was exciting for both students and their parents. We hope to see even more creative energy flowing this year! Have fun with your project... see you at the fair!!!

Michele Allsop
610-391-8824

Nineteenth Annual Parkway Manor PTO Science and Invention Fair

Tuesday, February 28th, 2012 (Snow date March 1st, 2012)

Project Checklist

1. Choose topic of interest for experiment or invention.
2. Research topic and record a plan of action.
3. Determine set-up needs (wall space, display board, electrical outlet).
4. Complete application form.
5. Turn in completed application form by Thurs. February 2nd, 2012
6. Collect materials and conduct experiments.
7. Record results of your project, and report conclusions.
8. Prepare your display. Make any diagrams or posters, and take any photos that you need for your display. Mount as much interesting information on your display board as possible, as table space in the classroom is limited.
9. By February 26th, finish putting your project and display together.
10. Tuesday, February 28th, (or Thursday, March 1st, if it snows) bring in your project for set-up between 4:30 and 6:15PM.
11. Check in at the appropriate committee table:
Grades K-2 Cafeteria
Grades 3-5 Gymnasium
12. Plan to take your project home or to your classroom at the end of the evening.
13. By Friday, March 9th: All projects must be removed from your classroom/hallway by the end of the day.
14. Start daydreaming about next year's project!!!

19th Annual Parkway Manor PTO

Science and Invention Fair

2012 APPLICATION FORM

***** Please return to school by Thursday, February 2nd, 2012 *****

PLEASE PRINT NEATLY so your name is spelled correctly in the program.

Name of Student: _____

Teacher: _____ Grade: _____ Classroom: _____

Are you working in a group? Yes No

If yes, each student must submit an application form.

Please provide the names of your group members, grades and teachers for each:

_____	_____	_____
_____	_____	_____
_____	_____	_____

Title of Project (as you want it to appear in the program):

A three-foot wide display space is reserved for each participant. Please indicate if wall space or an electrical outlet is required.

Wall Space: Yes No

Electrical Outlet: Yes No

Name of Parent / Guardian: _____

Daytime phone #: _____ Evening phone #: _____

I authorize my child to participate in the Parkway Manor Science and Invention Fair. I understand and agree to the guidelines.

Parent/Guardian Signature

Date

Please indicate if you would like to volunteer for this event by circling your shift preference

<u>Set-up</u>	<u>Monitoring</u>	<u>Clean up</u>
4:30 - 6:30	6:30 - 8:00	8:00 - 8:30

*****Please remember: NO open flames, candies or live animals permitted in the school. *****